



Single Room

SERENE

SERIES 2

Premium split comfort for Australian homes.



ActronAir

ActronAir. Because Australia needs Australian air conditioning.

SERENE
SERIES 2

The year 1984 saw Advance Australia Fair become our National Anthem, the 1 dollar coin come into circulation and a small family air conditioning business open its doors. Today, ActronAir is a proud Australian company recognised for making world-class air conditioners. Well, it stands to reason. The team at ActronAir experience the harsh Australian conditions first hand, and our climate places demands on air conditioning not found in other parts of the world.

And that's why ActronAir's engineers have developed the most advanced air conditioning systems specifically for the unique and harsh Australian environment.

Engineered with a superior operating range from -25°C to 60°C, and a host of innovative features, ActronAir's Serene Wall Split System is engineered to withstand the most extreme conditions Australia can throw at it.

Serene style and substance

With its sleek form and clever features, Serene will keep your home warm and cosy in winter, cool and fresh in summer and stylish all year round. It's perfect for apartments, living areas or single rooms and with the greatest temperature operating range on the market, you can take comfort that the Serene will be there for you in those sizzling heat waves, or Arctic cold snaps.




**More than
a quarter of a
million Aussies
take comfort in
ActronAir**



A superior operating range suited for Australia

Most overseas air conditioners are only designed with a maximum temperature range of 43°C to 46°C. The Serene operates up to 60°C. Big deal? Yes.

The temperature around the outdoor unit can reach far higher than what they're saying on the weather report due to direct sun or heat radiating off the ground. They're often located against a wall or fence where there's low air circulation.

“ Nothing beats performing under extremes. Engineered for Australia, you can trust ActronAir to be there when you need it most. ”

Mark 'Frosty' Winterbottom
V8 Supercars Champion & ActronAir Brand Ambassador

Easy on the eye



Designed to suit your décor

With a modern light gloss finish and discrete tight lines, Serene's premium and contemporary styling is sure to complement all décors.

Timer



Set and forget


Serene allows for the timer to be set in half hour increments. Adjust the timing of your comfort to automatically turn the system off or on to conveniently suit your needs and maximise energy savings.

Multi speed fan control



User preferred settings

You can adjust the fan speed just the way you like it, or instead use Intuitive Mode which automatically selects from twelve different settings to suit your comfort needs. And it doesn't stop there. Serene also has five outdoor fan speeds, resulting in greater energy efficiency and reduced sound levels.



Auto-restart



Pick up where you left off

Blackout? No problem. Serene's auto-restart function means it restarts automatically in its last programmed setting once power is restored, which means you don't have to spend unnecessary time reprogramming your system.

LED temperature display



Easy reading

A concealed LED display provides easy to read temperature settings when you need it, and a clean uncluttered finish when you don't.

Defrost



Stops ice build up on the outside unit

When the temperature drops outside in Winter, Serene incorporates an intelligent defrost function to prevent freezing and ensure smooth operation in conditions as low as -25°C.

Better Efficiency

With its premium DC inverter technology and next generation R32 refrigerant, Serene provides more energy efficiency than ever.

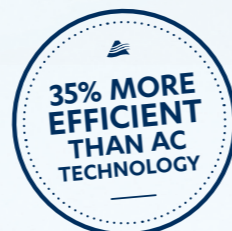


AC vs DC for rockin' efficiency and performance

Serene uses more energy efficient Direct Current (DC) inverter technology in its inverter compressor, indoor fan and outdoor fan. While some competitors use less efficient AC technology, or combinations of both, we choose DC technology as it can make a huge difference to your electricity bill.

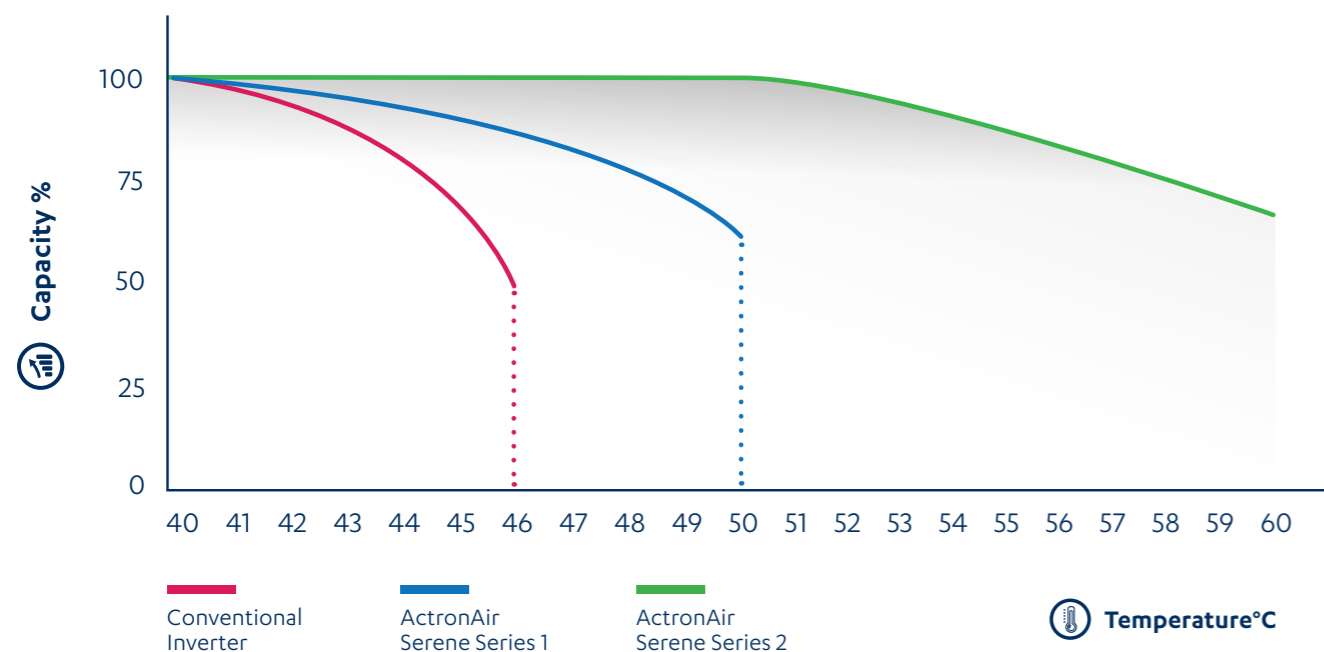
With an impressive 25 frequency stages, our DC inverter compressor is up to 35% more efficient than AC technology, while Serene's DC outdoor fan with five speed settings is up to 40% more efficient.

The result is improved efficiencies overall, as well as optimal cooling performance at high and low ambient temperatures, and quieter operation on part load.



Provides more cooling in extreme heat

With its market-leading operating range and superior technology, Serene maintains far better capacity in extreme heat than comparable systems, providing you with more cooling comfort right when you need it most.



*Based on the 2.6kw Serene 2 system. Outside air temp of 50.01 °C, indoor temperature of 32.01 DB / 23WB



R32 for efficient energy performance

Serene uses R32 refrigerant - a gas that offers a low Global Warming Potential (GWP) - reducing its impact on our environment.



All star performer

Serene is one of ActronAir's most energy efficient air conditioners yet, with our 2.6kW model reaching the highly sought after 7 star energy rating*.

*7 star energy rating applies to WRC-026CS / WRE-026CS combination. Rated under new climate zone SEER rating.

Better Service

Local service you can count on

Our National Service Network has service staff on the ground and parts on the shelves. They're friendly, reliable and prompt. Furthermore, ActronAir's 5 year warranty will keep you comfortable with absolute peace of mind.



Serene comes packed with smart features that provide you with more comfort and greater energy efficiency.



Sprint Activation

This innovative feature means Serene can get you comfortable quickly.


When activated, the compressor achieves its maximum frequency quickly, reaching 65hz within 6 seconds from start up and allowing Serene to deliver conditioned air within 40 seconds.



Outputs air at 23°C in 40 seconds



Reaches 65hz within 6 seconds upon start up



ECO+ mode

Once you reach your preferred temperature you can engage ECO+ mode and Serene will maintain the temperature as efficiently as possible for eight hours, reducing energy consumption by up to 65% compared to normal mode.



Dehumidification Mode

When you've got too much humidity in a room, even if your system is set to a low temperature it can still feel warm and uncomfortable. That's where Dehumidification Mode comes in - if the conditions are really humid, simply turn it on and the system will efficiently remove excess moisture from the room, ensuring that the temperature you want will actually feel good too. The inbuilt sensor lets you control the humidity levels in the room, thus allowing greater comfort in all conditions.



Gear Mode

Freely control the power consumption of your air conditioning unit when you initiate the "Gear Mode". With Gear mode operation, energy savings can be optimised at two levels: 75% & 50%



Intuitive Proximity Sensor

When activated, the Intuitive Proximity Sensor enables Serene to detect human movement, allowing it to run at reduced capacity when there's been nobody in the room for 30 minutes. And to ensure you stay comfortable, it's smart enough to automatically revert back whenever someone re-enters the room.



When the room is empty for 30 minutes, Serene automatically lowers the frequency to save energy.



Serene will automatically resume normal operation when sensing human activity again.

Better Comfort

Low Noise Mode



Serene features a "Silent" mode which reduces the noise of the indoor fan to as little as 24 decibels, which is literally as quiet as a whisper and quieter than a library.

Biggest indoor fan yet




Sometimes size does matter

Serene now features a bigger indoor fan because we have maximised the use of space better than ever before. This allows it to circulate more air, quieter, while using less power, resulting in better comfort and lower energy bills.

+23.5%

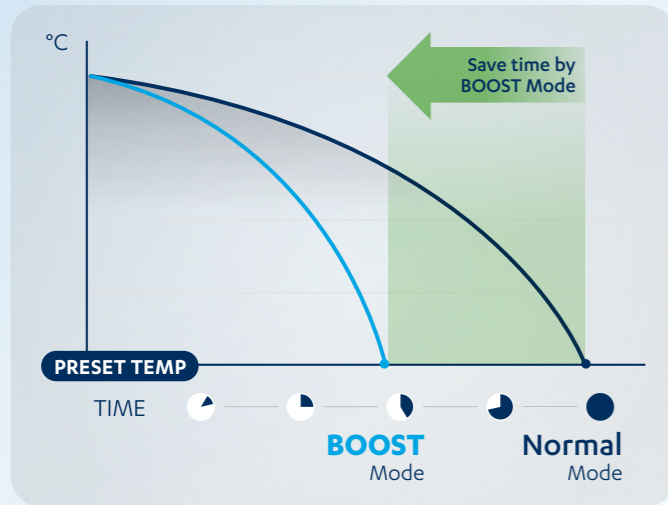


78.4%



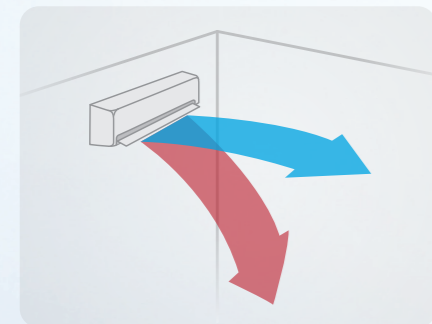
More air for your money

With a larger air inlet and outlet on a smaller overall system platform, Serene Series 2 gives you more air volume and quieter airflow than Series 1. The other added bonus to this is a larger fan which blows more air while using less energy - saving you money on your power bills! Now that really is cool.



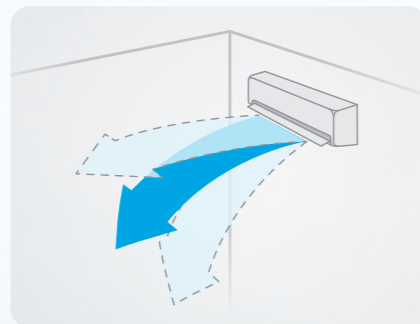
Boost Mode

If you're in a rush to get comfortable Boost Mode will get you there fast, allowing Serene to run over-capacity for a short period to reach your desired temperature as quickly as possible*.



Two Directional Airflow

We all know that hot air rises and cold air falls. With Two Directional Airflow, the system directs hot air towards the floor and cool air higher up, ensuring the air is evenly distributed within the room for the best comfort possible.



Louvre Position Memory

To make life easy the system automatically moves its horizontal louvres to the same position you used last time the unit was on.



Breeze Away

You can use the remote control to adjust airflow direction so that it doesn't blow air directly onto you.



100 Grades Indoor Fan Speed

Serene provides you with your choice of 100 grades of indoor fan speeds, giving you vastly more control over your comfort and your energy savings.



3D Airflow

3D Airflow provides total comfort coverage, ensuring that airflow is distributed evenly throughout the room for more complete comfort.

*Serene can only maintain Boost Mode for a maximum of 20 minutes.



Better control in your hand...

Serene comes with an all-new controller that features a large screen and buttons, all in easy to read 'plain English', for more logical and legible daily use.



Remote controller

- 1 White backlight
- 2 Large, easy to read display
- 3 ON/OFF
- 4 Mode
- 5 Intelligent Eye
- 6 Feature setting menu
- 7 Option confirm
- 8 Timer
- 9 Fan mode
- 10 Louvre control
- 11 ECO+/Gear function
- 12 Boost mode
- 13 LED display ON/OFF
- 14 Set Humidity

...and on the wall

For those who like a little more control, or those who just keep losing the remote, Serene also has an optional wall mounted wired controller.



Optional wired wall controller

- 1 White backlight
- 2 Large, easy to read display
- 3 Timer
- 4 Mode
- 5 Simple, easy to read buttons
- 6 ON/OFF
- 7 Onboard sensor


Follow Me for a more attuned temperature

In most air conditioners, the temperature sensor is in the indoor unit. With Serene, we have put additional sensors inside the remote controller and wall controller.

With the remote controller, when you press the Follow Me button you'll have the temperature you want, wherever you are in the room. When it comes to the wall controller, you'll have more precise temperature control and comfort at its location.

Sleep easy

For a good night's sleep and to save energy, Serene also features a clever sleep mode. Matched to typical sleeping patterns, it tapers down for the first two hours, then holds steady for the next five to six hours, before turning off. You'll wake relaxed and refreshed and ready to seize the day.



Ordinary temperature sensors are located on top of the unit



The Follow Me sensor is built in to the remote control



Set your comfort remotely

The optional EasyConnect upgrade allows you to control your Serene system wirelessly via your smart device. Cool your home down as you leave work or check you've turned off the air conditioning. It's all in the palm of your hand.

Colour-coded smarts

Unlike a lot of air conditioning controls that use confusing icons and international symbols, EasyConnect is colour-coded for simplicity. There's blue for cooling, red for heating, green for fan-only operation, teal for dry mode and purple for our set and forget auto function.

Works with Google Home & Amazon Alexa

Transform your home into a smart home with Actron Easy Connect* and the power of Google Home or Amazon Alexa. With just a few simple voice commands, you can control your air conditioning system and enjoy the perfect temperature all year round



"Alexa, set <device> to cool"

"Alexa, set <device> to 22°C"

"Alexa, what is the temperature on <device>"




*To use the EasyConnect feature, it is necessary to purchase a WiFi Kit and download the EasyConnect app from either the Apple Store or Google Play. Please note that this is an optional add-on.

*Google Home and Alexa devices are not sold by ActronAir.


Better Health Protection

The ability of your air conditioner to keep the air in your home fresh, clean and healthy is more important than ever. That's why Serene comes packed with functions designed to keep you and your family as safe as possible.



Gold Standard Protection

Serene's indoor and outdoor coils come with gold fin epoxy coated protection as standard, which is shown to prevent bacteria from breeding. Furthermore, it protects your system from corrosion in our harsh Australian conditions, and assists in the defrosting process.



Super Ionizer technology

Serene's unique Super Ionizer technology releases positive and negative ions, which eliminate odour, dust, smoke and pollen particles, keeping your air fresh and healthy.

Breathe easy with the High Density Filter

Serene comes with a High Density Filter included as standard, shown to remove up to 80% of dust and pollen in the air.



Self Clean Mode

When you activate Self Clean, the indoor unit cleans itself with a four-stage cycle that minimises the build-up of dust and mould growth. The innovative technology washes away the dust, mould, and grease that may cause odours when it adheres to the evaporator by automatically freezing and then rapidly thawing the frost.

The internal wind wheel then keeps operating to blow-dry the evaporator, thus preventing the growth of mould and keeping the inside clean and performing as efficiently as possible.

Wall Hung Split System - Single Phase (2.65 - 8.50kW)

Technical Information						
OUTDOOR MODEL		WRC-026CS	WRC-035CS	WRC-050CS	WRC-072CS	WRC-085CS
INDOOR MODEL		WRE-026CS	WRE-035CS	WRE-050CS	WRE-072CS	WRE-085CS
Nett (Rated) Capacity (kW) (AS/NZS3823.1.1)	Cooling (min - max)	2.65 (1.00 - 3.50)	3.50 (1.50 - 4.90)	5.00 (2.10 - 7.20)	7.20 (2.95 - 9.00)	8.50 (3.60 - 9.60)
	Heating (min - max)	2.75 (1.40 - 4.00)	3.70 (1.80 - 5.10)	5.00 (2.50 - 7.80)	8.00 (3.50 - 9.50)	9.45 (3.55 - 11.00)
Input Power (kW) (AS/NZS3823.1.1)	Cooling Rated	0.45	0.73	1.17	1.90	2.40
	Heating Rated	0.49	0.77	1.16	2.05	2.52
¹ EER Rated (AS/NZS3823.1.1)	Cooling Rated	5.89	4.79	4.27	3.79	3.54
	Heating Rated	5.61	4.81	4.31	3.90	3.75
Star Rating (AS/NZS3823.1.1) Hot/Average/Cold	Cooling	7★ / 6.5★ / 7★	5.5★ / 5★ / 5.5★	5★ / 4.5★ / 5★	4★ / 3.5★ / 4★	3.5★ / 3.5★ / 3.5★
	Heating	4★ / 3.5★ / 3★	4★ / 3.5★ / 2.5★	3.5★ / 2.5★ / 2★	3.5★ / 2.5★ / 1.5★	3.5★ / 1.5★ / 1★
Power Supply - (V / Ph / Hz)	Outdoor	220 - 240 V / 1Ph+N / 50Hz				
Rated Load Amps (AS/NZS3823.1.1)	Cooling	2.0	3.2	5.2	8.5	10.5
	Heating	2.2	3.4	5.3	9.0	11.3
Full Load Amps (AS/NZS3823.1.1)		9.5	10.5	15.5	17.5	17.5
Circuit Breaker Amps		10.0	10.0	10.0	16.0	20.0
Suggested Minimum Mains Cable Size		1.0mm ²		1.5mm ²	2.5mm ²	4.0mm ²
Suggested Minimum Indoor to Outdoor Cable Size & Type	Size	1.0mm ²		1.5mm ²		
	Type	3 Core + Earth				
IP Rating	Outdoor	IP24				
	Indoor	IP20				
Moisture Removal (L/hr)		1.6	1.7	2.6	2.3	3.5
Compressor		Inverter Rotary				
Refrigerant		R-32				
Airflow Range Indoor (l/s)	Boost	250		240	370	
	High	180		201	320	
	Medium	120		172	230	
	Low	100		120	190	
Outdoor Dimensions (mm)	Depth	333		342		
	Height	554		673		
	Width	805		890		
Indoor Dimensions (mm)	Depth	225		239	275	
	Height	295		315	370	
	Width	795		965	1140	
Nominal Weight (kgs)	Outdoor	32.2	32.1	38.4	43.3	43.3
	Indoor	10.3	10.3	12.3	19.7	19.7
⁴ Indoor Sound Pressure Level (dBA)	(SI/Low / Med / High)	24 / 30 / 32 / 38		26 / 30 / 34 / 40	32 / 36 / 42 / 47	
⁴ Outdoor Sound Pressure Level (dBA) 1m		52		58	60	61
⁵ Outdoor Sound Power Level (dBA)		57	58	67	69	
Outdoor Operating Range (°C)	Cooling	-15°C to 60°C				
	Heating	-25°C to 30°C				
MEPS Certified		Yes				

Foot Notes 1-6

- EER Rated = Energy Efficiency Ratio (Rated Capacity Cooling / Rated Input Cooling).
- COP Rated = Coefficient of Performance (Rated Capacity Heating / Rated Input Heating).
- Refer to AS/NZS 3000 "Australian/New Zealand Wiring Rules" for more details.
- Sound pressure levels are determined in an anechoic chamber and may differ once the unit is installed due to ambient conditions.
- Measured based on EN 12102-1, Determination of the sound power level for Air conditioners.
- When Demand Response option is chosen, the air conditioner will be fully compliant with AS4755.3 in the following modes: DRM 1, 2, 3.

Important Notes:

- The Local Electricity Supply Authority may require limits on - starting current, running current and voltage drop, please check prior to purchase.
- When the outdoor temperature exceeds the rated conditions, the cooling/heating capacities may decrease the rated nett values.
- Specifications subject to change without notice.

Rated Conditions:

Cooling: 35°C DB Outdoor / Air Entering Indoor 27°C DB, 19°C WB

Heating: 7°C DB, 6°C WB Outdoor / Air Entering Indoor 20°C DB

Warranty:

For full terms and conditions of ActronAir warranty, please refer to warranty terms document - www.actronair.com.au

Features						
OUTDOOR MODEL		WRC-026CS	WRC-035CS	WRC-050CS	WRC-072CS	WRC-085CS
INDOOR MODEL		WRE-026CS	WRE-035CS	WRE-050CS	WRE-072CS	WRE-085CS
Self Clean Function		Yes				
Timer On/Off		Yes				
7-Day Scheduler / Weekly timer		Optional				
Dehumidification		Yes				
Multi Directional Airflow	Up - Down	Automatic				
	Left - Right	Automatic				
Hydrophilic Aluminium Coil Protection	Indoor	Yes				
	Outdoor	Yes				
Louvre Memory		Yes				
⁶ Demand Response		Ready				
Indoor Fan Speed		12-Speed				
Outdoor Fan Speed		5-Speed				
Quiet Mode		Yes				
Auto Restart After Power Failure		Yes				
Fault Alarm Output Port		Optional				
Third party inputs		Optional				
Remote On/Off		Optional				
Left-Right Hand Drain Connection		Yes				
Mute Operation		Yes				

Field Piping and Connections						
Refrigerant	Factory Charge - (g)	900	900	1100	1500	1500
	Pre-Charge Length - (m)	15	15	15	15	15
	Additional Refrigerant Charge - (g/m)	12	12	12	24	24
Minimum Field Pipe Length - (m)		3	3	3	3	3
Maximum Field Pipe Length - (m)		25	25	30	50	50
Maximum Vertical		10	10	20	25	25
Field Pipe Size	Liquid Pipe - mm (inch)	6.35 (1/4)	6.35 (1/4)	6.35 (1/4)	9.52 (3/8)	9.52 (3/8)
	Gas Pipe - mm (inch)	9.52 (3/8)	9.52 (3/8)	12.7 (1/2)	15.9 (5/8)	15.9 (5/8)
Outdoor Unit	Liquid Pipe - mm (inch)	6.35 (1/4)	6.35 (1/4)	6.35 (1/4)	9.52 (3/8)	9.52 (3/8)
	Gas Pipe - mm (inch)	9.52 (3/8)	9.52 (3/8)	12.7 (1/2)	15.9 (5/8)	15.9 (5/8)
Indoor Unit	Liquid Pipe - mm (inch)	6.35 (1/4)	6.35 (1/4)	6.35 (1/4)	9.52 (3/8)	9.52 (3/8)
	Gas Pipe - mm (inch)	9.52 (3/8)	9.52 (3/8)	12.7 (1/2)	15.9 (5/8)	15.9 (5/8)
Wiring Method		Hardwire to Outdoor				
Interconnect Cables		3 Core + Earth				





actronair.com.au
1300 522 722